

WOK750 Walker



Customer Manual

#8016

Uncontrolled Copy
Rev 7.0 Current 08/11/09




TABLE OF CONTENTS


| | |
|---------------------------------------|----|
| DEFINITIONS OF SYMBOLS | 1 |
| INTRODUCTION | |
| Description | 2 |
| Specifications | 3 |
| PRE-USE INSPECTION | 4 |
| FEATURES | |
| Folding and Unfolding | 5 |
| Height Adjustment | 5 |
| Transfers | 6 |
| SAFETY TIPS | |
| General | 7 |
| Fasteners | 7 |
| Maintenance. | 7 |
| Storage | 8 |
| Cleaning | 8 |
| WARRANTY INFORMATION | |
| Limitations and Exclusions | 9 |
| Governing Law | 9 |
| Warranty Services Procedures. | 10 |
| MANUFACTURER DISCLAIMER | |
| General Information | 11 |
| Trademarks and Patents | 11 |
| Copyright. | 11 |

DEFINITIONS OF SYMBOLS

DEFINITIONS OF SYMBOLS

In the following sections you will find important instructions for your safety. The words “WARNING” and “CAUTION” alert you to specific risk of personal injury or property damage. They mean as follows:

 **WARNING** **A hazard or unsafe practice that may cause severe injury or death to you or to other persons.**

 **CAUTION** **A hazard or unsafe practice that may cause damage to this walker or to other property.**

INTRODUCTION

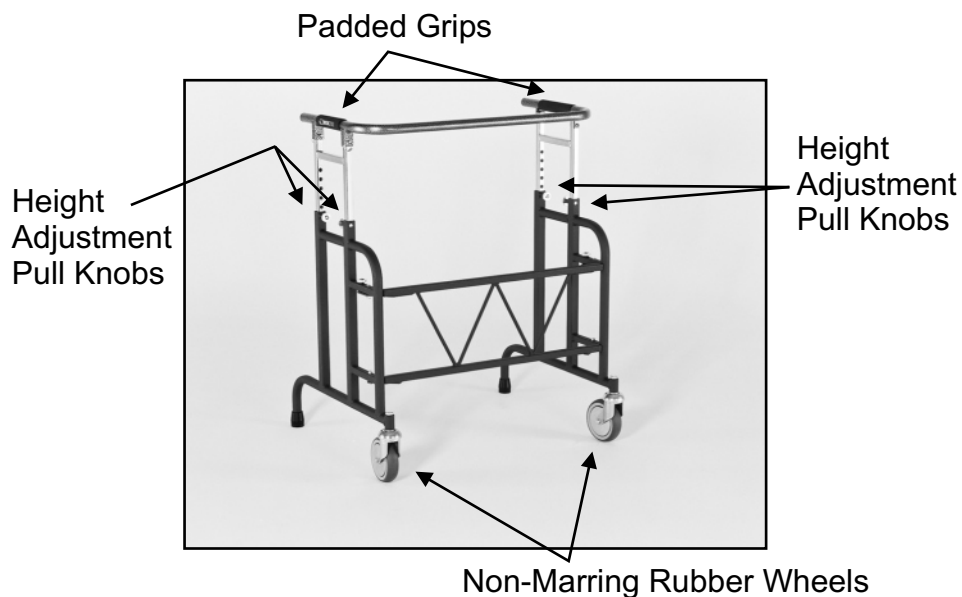
You should make sure that persons who assist you read and follow all warnings and instructions that apply to that use. Before using this walker, each attendant must know what to do to ensure safety.

⚠ WARNING If you fail to heed these warnings, severe injury may occur to you or your attendant.

1. Put the user at ease. Tell the user what you plan to do and explain what you expect the user to do.
2. Work with the user doctor, nurse or therapist to learn safe methods best suited to your abilities and those of the user.
3. Always use good posture and proper body mechanics. When you lift or support the user, bend your knees slightly and keep your back as upright and straight as you can.

DESCRIPTION

The WOK750 Walker is designed to be a walking assistant device to give the user stability and security while walking. This walker has a durable steel frame, two non-marring 5 ¼" rubber wheels, and can hold up to 750 lbs. Standard features on the WOK750 include padded grips, a 5" folding frame, and height adjustable options between 31" and 39" (1" increments). The walker also allows for a 27" width between arms.



INTRODUCTION

SPECIFICATIONS

| | |
|---|-----------|
| Overall Width | 30.5" |
| Overall Depth | 24.5" |
| Width Between Arms | 27" |
| Frame Width Folded | 7" |
| Adjustable Height | 31" - 39" |
| Rubber Wheels | 5.25" |
| Weight Capacity | 750 lb. |
| (Exceeding this limit will also void the warranty.) | |



WARNING

If you fail to heed this warning, a fall or tip over may occur and cause severe injury to you or your attendant, and may cause damage to this walker and to other property.

SAFETY CHECKLIST



WARNING

If you fail to heed these warnings, severe injury may occur to you or others. Before each use of your walker you should:

1. Make sure all packing material is removed.
2. Make sure that your walker operates easily and freely and that all parts work smoothly.
2. Check for loose fasteners or a change in ease of use. This may be a sign of a problem such as a need for lubrication, replacement of parts or damage to the walker.
3. If you detect a problem, make sure to repair or adjust your walker before using it. Contact your authorized Wheelchairs of Kansas dealer to help you find and correct the problem.

FEATURES

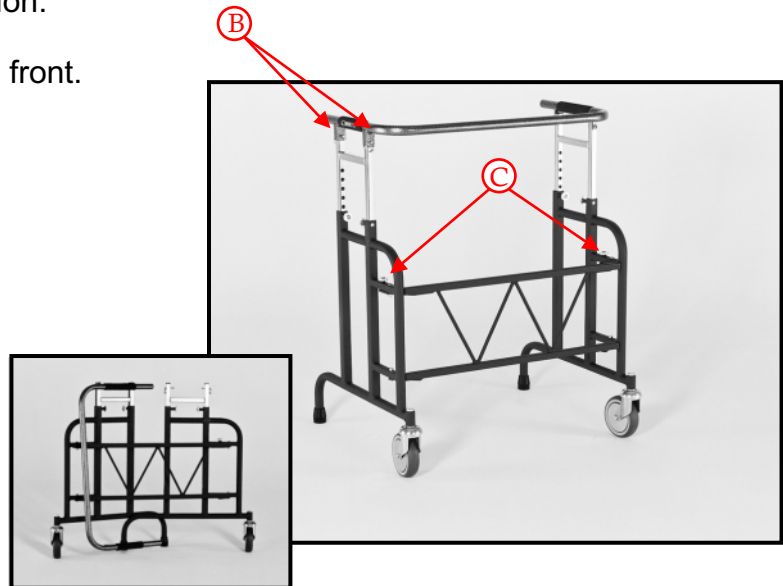
FOLDING AND UNFOLDING

Folding:

1. Pull pins (B), 2 places, and rotate handle bar up.
2. Pull knobs (C) and fold sides in. The knobs are spring loaded, release them and they will automatically lock back into position.
3. Rotate handle bar down, over the front.


Unfolding:

Unfold in reverse order.



HEIGHT ADJUSTMENT

To adjust pull and twist knobs counter clockwise adjust each side. When at the appropriate height twist knobs clockwise to lock in place. This must be repeated on the opposite side to keep the handle bar level.



TRANSFERS



WARNING

If you fail to heed these warnings, a fall may occur and cause severe injury to you.

1. Transfers require good balance and agility and are very dangerous. Learn how to position your body and how to support yourself during a transfer.
2. Work with your doctor, nurse or therapist to learn safe transfer methods.
3. Have someone help you until you know what can cause a slip or fall and how to avoid doing so. Never try to maneuver onto or off of the bench on your own until you are sure you can do so safely.
4. Make sure that whatever you are transferring to is stable and will not slide away from you during the transfer.

SAFETY TIPS

CLEANING

WARNING For your protection, it is important to wear eye protection and rubber gloves.

1. Prepare detergent/disinfectant (reg. by EPA as hospital disinfectant*) solution according to the instructions on the label for correct usage. A basin or spray bottle (with product label) can be used. Use a pump (usually on the detergent/disinfectant containers) to dispense the concentrate into the basin or spray bottle, then fill with the correct amount of tap water. If using a spray bottle, empty and rinse out after use.

NOTE: The stability of the solution is unknown after 24 hours, therefore a fresh preparation of cleaning solution must be prepared for each day of cleaning.

2. Wipe down and clean the entire bench. Using swabs moistened with cleaning solution, clean and remove any dust, soilage or foreign matter that has accumulated along the seams. Allow all components to air dry.
 3. Wipe down, clean the frame of the walker, and allow to air dry.
- * The following two recommended products are registered by the EPA as hospital disinfectant. They are both quaternary ammonium compounds and are used in environmental sanitation of non-critical surfaces.
1. Wex-cide Disinfectant, manufactured by Wexford Labs, Inc, Product number, Wex-cide 128
 2. Quaternary Detergent-Disinfectant, manufactured by Airken Professional Products, Product number, A-33

FASTENERS



WARNING Many of the screws and bolts used in your walker are special high-strength fasteners. If you fail to heed these warnings, severe injury may occur to you:

1. Improper fasteners may fail. Use only screws and bolts provided by an authorized Wheelchairs of Kansas dealer.
2. If screws or bolts become loose, tighten them as soon as possible.

GENERAL

1. Never use on an incline unassisted.
2. Use only on flooring or a smooth ground surface void of obstacles.
3. Use with extreme caution on rugs.

MAINTENANCE




WARNING

Your walker requires regular maintenance to maintain performance and avoid premature wear, damage and injury.

You should check the items on this chart at the indicated intervals. If any of the items are loose, worn, bent or distorted, immediately have them checked and/or repaired by your authorized Wheelchairs of Kansas dealer. Frequent maintenance and servicing will improve performance and extend walker life. When the walker is used as a rental, it should be serviced each time it is taken in and out of the field or each new rental. For long term rental, the following maintenance chart should be followed.

| | Three Months | Six Months | Annually |
|-------------------|--------------|------------|----------|
| Fasteners | ✓ | | |
| Frame | | ✓ | |
| Wheels | ✓ | | |
| Legs | | ✓ | |
| Dealer Inspection | | | ✓ |

To replace hand grip a Phillips screwdriver and a 10mm wrench will be required. Pull pins under the hand grip in 2 places. Remove the bolts using the screwdriver and wrench under the other hand grip. Remove the screws on either side located underneath, as indicated in the picture. Slide handle out of the hand grip. Replace hand grip.



STORAGE

Your walker should be stored in a dry location so that the components do not become contaminated with moisture. If your walker is stored for any period of time, make sure that all components are in working order before using.

WARRANTY INFORMATION

| <u>PRODUCT</u> | <u>WEIGHT CAPACITY</u> | <u>WARRANTY</u> |
|-----------------------|-----------------------------------|---|
| WOK750 | 750 lbs. | Sixty day warranty on structure, parts and components |

LIMITATIONS & EXCLUSIONS

1. Products which have been used for purposes other than the intended uses; or which have been subject to negligence, abuse, improper storage or handling, improper operation, unauthorized modifications or damages beyond normal wear and tear as determined by Wheelchairs of Kansas are not covered by this warranty.
2. If weight capacity on any such product is exceeded, the warranty will be void. Any unauthorized repairs to product/part, as well as tampering with any components, will void the warranty.
3. Parts or materials which are subject to normal wear resulting from the use of these products and which must be replaced/repaired due to such normal wear, are the owner's responsibility and are not covered by this warranty.
4. This warranty is exclusive and in lieu of all other express warranties, implied warranties, including but not limited to the implied warranty of merchantability and fitness for a particular purpose, and shall not extend beyond the duration of this warranty. Wheelchairs of Kansas shall not be liable for any consequential or incidental damages whatsoever.
5. This warranty applies to the purchaser only and is non-transferable. Invoice/shipping date is used as the start date for the warranty.
6. For warranty information in Canada please contact Canadian Medical Healthcare at 1-877-850-1330.

GOVERNING LAW

This purchase order and warranty shall be deemed executed in the county of Ellis, state of Kansas and the point of sale shall be deemed to be in the county of Ellis, state of Kansas. All disputes relating hereto shall be exclusively governed by, and construed in accordance with, the laws of the State of Kansas, without reference to its conflict of laws principles. Any legal action or proceeding relating to this purchase shall be instituted solely in a state of federal court in Ellis County, Kansas. Wheelchairs of Kansas and customer agree to submit to the jurisdiction of, and agree that venue is proper in, these courts in any such legal action or proceeding.

WARRANTY INFORMATION

WARRANTY SERVICES PROCEDURES

1. The product/part should be returned to the original selling dealer. To return the product/part to the factory the dealer must call to request authorization. At this time a return authorization number (RA#) will be issued. This RA# will be valid for 21 days from date issued. If the product/part is shipped to the factory without a RA # it will be refused.
2. Wheelchairs of Kansas products, with the exception of the bath/shower aids, are identified by a 6-digit serial number. Serial number identification is required for discussion of service. Removal or defacing this serial number may void all warranty.
3. For headboards and footboards with the beds, which are not covered under warranty, the customer will be responsible for shipping and return shipping costs. For all other products and parts, customers will not be responsible for shipping or return shipping costs for products and parts under this warranty returned within thirty (30) days of receipt; 31 - 60 days, customer will be responsible for shipping costs to Wheelchairs of Kansas; 61 days or more, customer will be responsible for shipping and return shipping costs.
4. If the problem is a result of defective material or workmanship, the product/part will be replaced or repaired at the discretion of Wheelchairs of Kansas, at no charge to the customer.
5. For replacement or repair of a product/part not covered under this warranty or if warranty is void the following applies: labor charges (minimum of \$45/hour; minimum of 1 hour) incurred and freight or delivery charges will be billed to the customer.

NOTE: Wheelchairs of Kansas will only pay regular ground freight on warranty product/parts.

MANUFACTURER DISCLAIMER

GENERAL INFORMATION

All specifications, equipment and prices are subject to change without notice. Wheelchairs of Kansas reserves the right to make improvements from time to time. Photos and drawings are representative of the products and may vary slightly from actual production models. Some items photographed in this brochure may include optional equipment. Contact or consult with your dealer to ensure proper equipment sizes, specifications and options.

Distributor is responsible for translation of this manual.

TRADEMARKS AND PATENTS

BCW and Wheelchairs of Kansas are registered trademarks of Raye's Inc.

COPYRIGHT

Copyright © 2004 by Raye's Inc.
dba Wheelchairs of Kansas
All rights reserved.

No part of the contents of this book may be reproduced, stored in a retrieval system or transmitted in any form or by any means, electronic, mechanical, photocopying, recording or otherwise, without the written permission of Raye's Inc. Distributor is responsible for translation of this manual.



WHEELCHAIRS OF KANSAS

800-537-6454 785-726-4885
www.wheelchairsofkansas.com